









❖ Transportation Engineering Lab



No	Device name	Device photo	Description of the Equipment
1	Sieves		Sieves are used for sieve analysis test of gradation gravel in asphalt concrete mixture. Sieves are selected to furnish information required by specification.
2	Ductility Machine		Ductility machine is used to determine the ductility of formed asphalt/cement or semi-solid bitumen by measuring the distance of elongation before reaching the breaking point of a briquet sample.

No	Device name	Device photo	Description of the Equipment
3	Marshall Compaction Hammer Machine		The marshall compaction hammer is used to compact the Asphalt specimen.
4	Extraction of Bituminous Machine		Extraction of bituminous machine is used to separate and wash out bituminous from the asphalt sample by using benzene fuel.
5	Penetration Test Machine		The penetration test is used to measure consistency of bituminous materials expressed as the distance in tenths of millimeter that a standard needle vertically penetrates a sample of the materials under known conditions of loading, loading time and temperature.



No	Device name	Device photo	Description of the Equipment
6	Bending Beam Rheometer		Bending Beam Rheometer ATS,s (BBR) is designed to provide a state –of-the art means for testing the flexural creep stiffness properties of Asphalt binders in temperature range from -40 °C to 25 °C. (AASHTO Designation T313-02 and ASTM D 6648-01)
7	Centerlaken Technology Machine		The centerlaken technology machine is used for high technology test for asphalt mixture.
8	Dynamic Shear Rheometer (DSR)		The DSR is used to measure the strength of bituminous.



No	Device name	Device photo	Description of the Equipment
9	ATS Applied Test Machine		The ATS applied test machine is used to test the Asphalt according to applied high load and running time.
10	Tensile Test Machine		The tensile test machine is used to test the tension of Asphalt.